

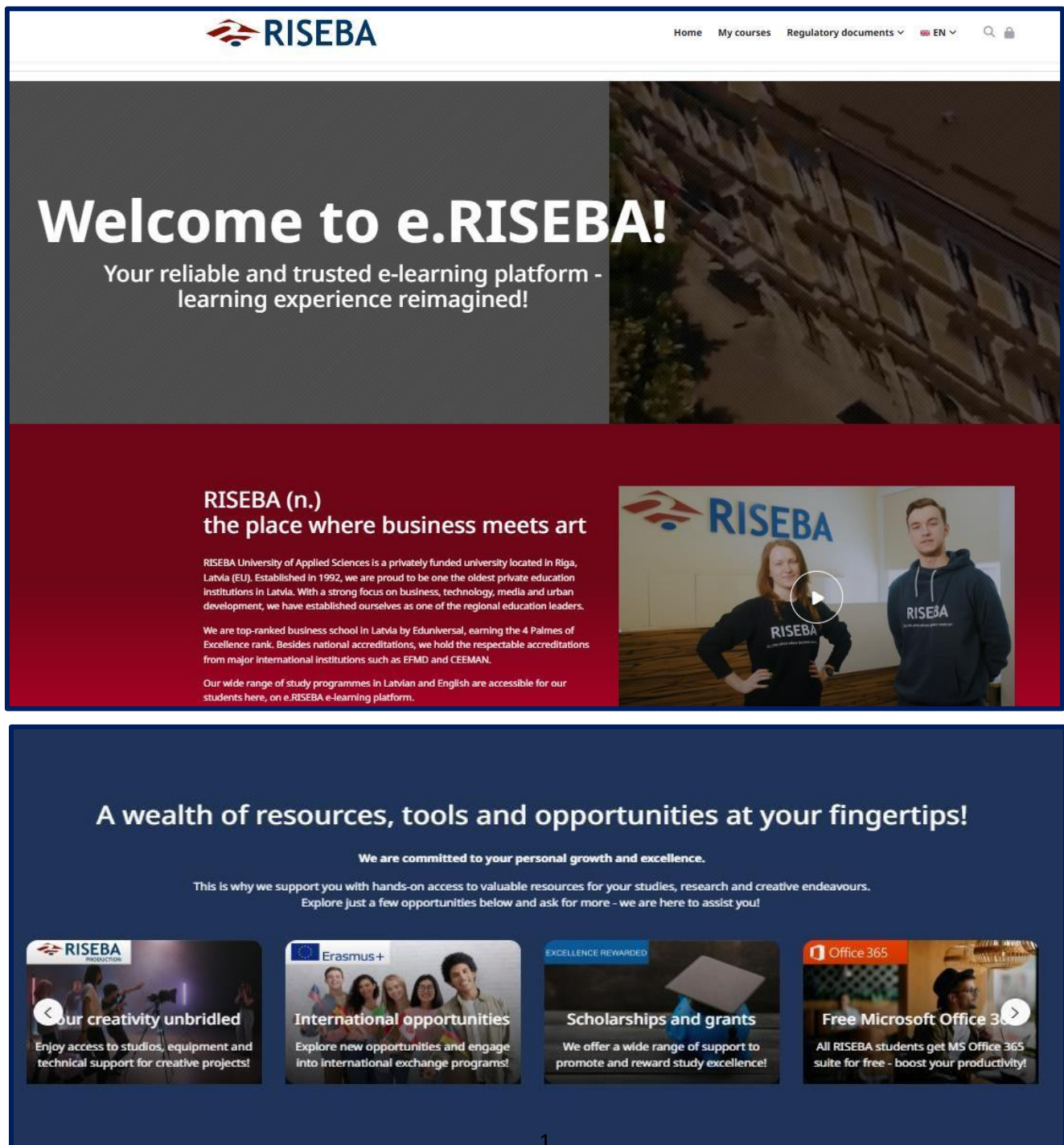
e.RISEBA (Moodle) User Guide for Faculty

I First Steps in the e.RISEBA System

e.RISEBA is an electronic learning environment available on the **Moodle** platform.

You can access the study environment by visiting <https://e.riseba.lv> or through the [RISEBA homepage](#).

On the homepage, before logging in, you have the option to watch a video to learn more about RISEBA. Below, you will find information about available resources, tools, and opportunities during your studies. At the bottom of the page, there is a shortcut to download the [Moodle mobile app](#).



The screenshot displays the e.RISEBA homepage. At the top, the RISEBA logo is on the left, and navigation links for Home, My courses, and Regulatory documents are on the right. A language dropdown is set to EN. The main banner features a large image of a building and the text "Welcome to e.RISEBA! Your reliable and trusted e-learning platform - learning experience reimagined!". Below this, a red section titled "RISEBA (n.) the place where business meets art" contains descriptive text about the university and its accreditations, alongside a video player showing two students. The bottom section, titled "A wealth of resources, tools and opportunities at your fingertips!", lists four categories: "Your creativity unbridled" (studios and equipment), "International opportunities" (Erasmus+), "Scholarships and grants" (excellence rewarded), and "Free Microsoft Office 365" (productivity boost).

Welcome to e.RISEBA!
Your reliable and trusted e-learning platform - learning experience reimagined!

RISEBA (n.)
the place where business meets art

RISEBA University of Applied Sciences is a privately funded university located in Riga, Latvia (EU). Established in 1992, we are proud to be one of the oldest private education institutions in Latvia. With a strong focus on business, technology, media and urban development, we have established ourselves as one of the regional education leaders.

We are top-ranked business school in Latvia by Eduniversal, earning the 4 Palmes of Excellence rank. Besides national accreditations, we hold the respectable accreditations from major international institutions such as EFMD and CEEMAN.

Our wide range of study programmes in Latvian and English are accessible for our students here, on e.RISEBA e-learning platform.

A wealth of resources, tools and opportunities at your fingertips!

We are committed to your personal growth and excellence.

This is why we support you with hands-on access to valuable resources for your studies, research and creative endeavours. Explore just a few opportunities below and ask for more - we are here to assist you!

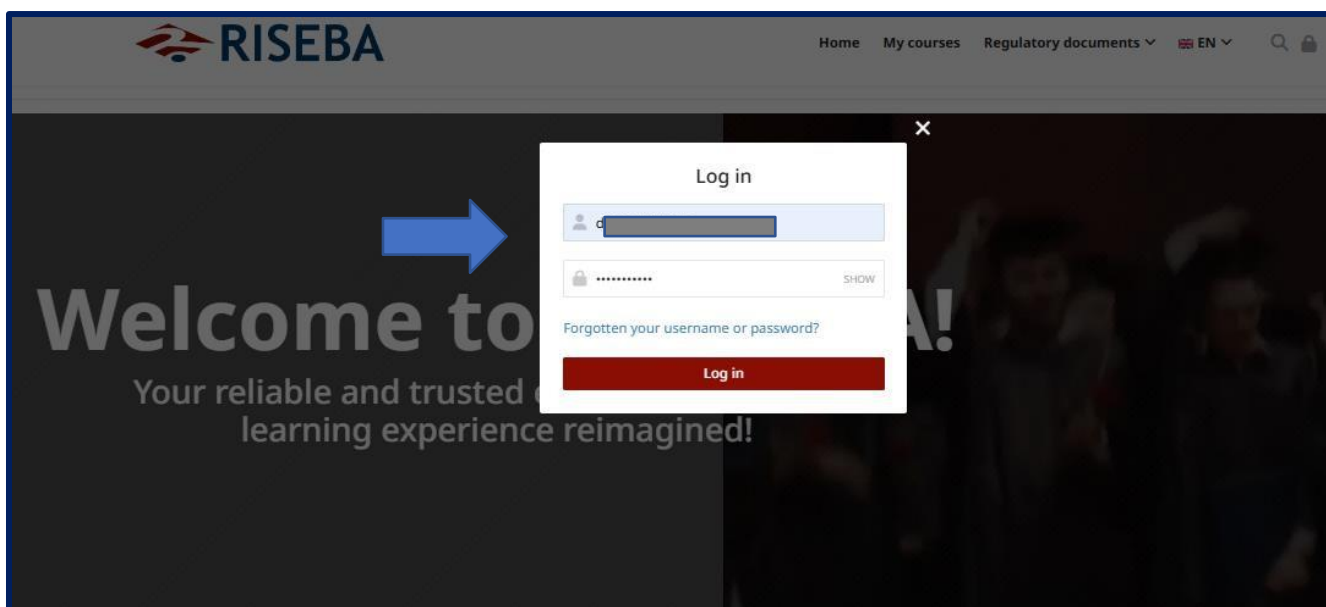
- Your creativity unbridled**
Enjoy access to studios, equipment and technical support for creative projects!
- International opportunities**
Explore new opportunities and engage into international exchange programs!
- Scholarships and grants**
We offer a wide range of support to promote and reward study excellence!
- Free Microsoft Office 365**
All RISEBA students get MS Office 365 suite for free - boost your productivity!

Login

1. Go to: <https://e.riseba.lv>
2. Find the “padlock” icon and click on it.



3. Enter your username and password, then click “Log in”



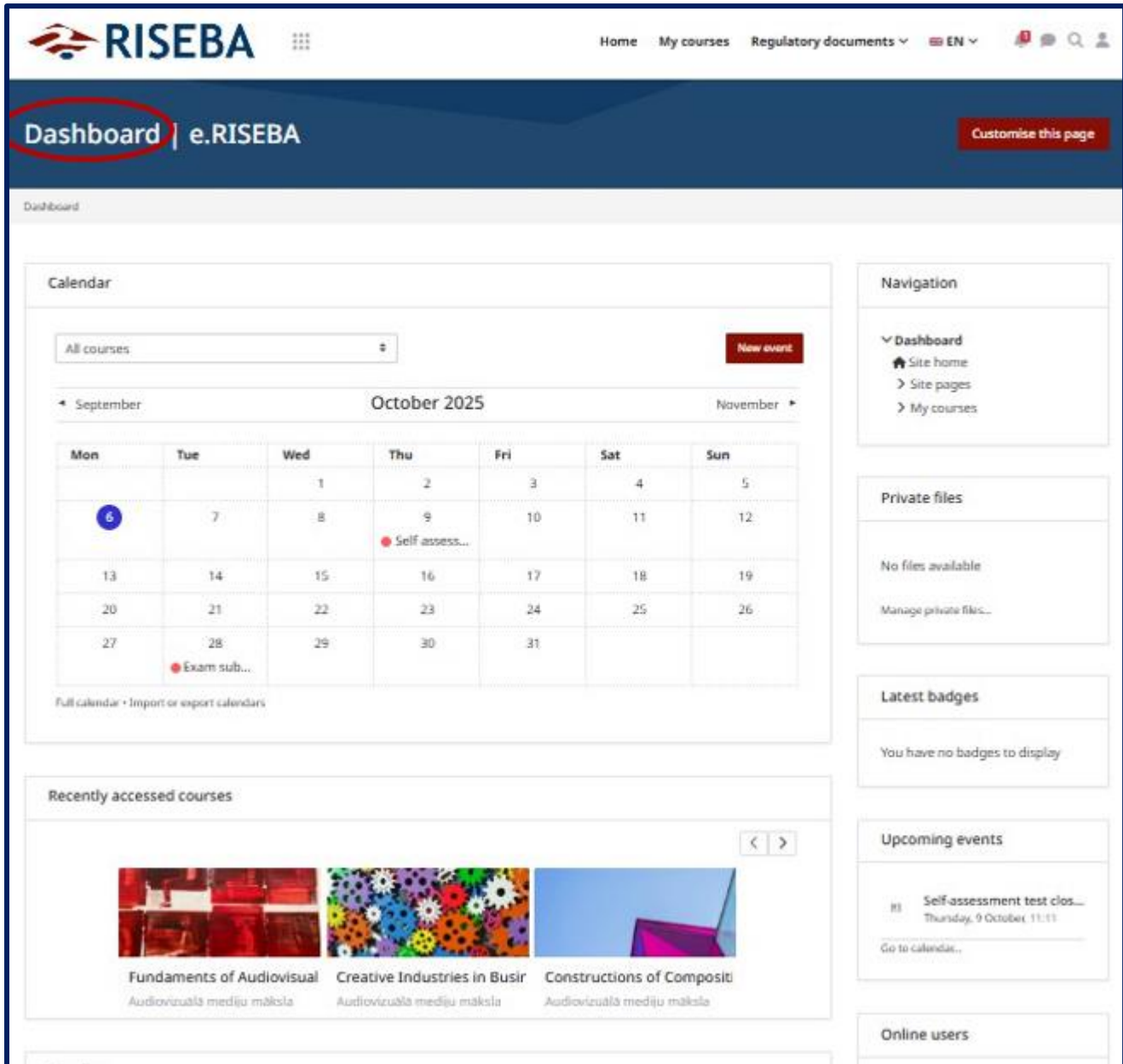
If your username and password do not work, please contact tech support by writing to tech@riseba.lv

The Dashboard section

After logging into the system, you will be directed to the **Dashboard** section.

The calendar will be visible in the main area. Once you have created an assignment submission area, a test, or another activity with set deadlines in the course, information about events or assessments will be displayed in the calendar.

On the right-hand side panel, you will find the course navigation block, private files section, upcoming events, and a list of students and lecturers who are currently online.



The screenshot displays the RISEBA e.RISEBA Dashboard. The top navigation bar includes the RISEBA logo, a menu icon, and links for Home, My courses, Regulatory documents, and language settings (EN). The main header area features the word "Dashboard" in a blue box, followed by "e.RISEBA" and a "Customise this page" button.

The dashboard is divided into several sections:

- Calendar:** A calendar for October 2025. It shows dates from 1 to 31. Key events include "Self assess..." on Thursday, October 9th, and "Exam sub..." on Friday, October 28th. A "New event" button is located in the top right corner of the calendar section.
- Navigation:** A sidebar on the right containing links for "Dashboard", "Site home", "Site pages", and "My courses".
- Private files:** A section indicating "No files available" and a link to "Manage private files...".
- Latest badges:** A section stating "You have no badges to display".
- Upcoming events:** A section showing a "Self-assessment test clos..." event on Thursday, 9 October, 11:11, with a link to "Go to calendar..".
- Online users:** A section at the bottom right for displaying online users.
- Recently accessed courses:** A section at the bottom left showing three course cards: "Fundamentals of Audiovisual", "Creative Industries in Busir", and "Constructions of Compositi". Each card includes a thumbnail image and the course title in both English and Latvian.

The My Courses section

4. By clicking on the *My Courses* section, a page will open where you can see the courses assigned to you for the current semester.
5. To open a specific course, click on the course image or title.

The screenshot displays the RISEBA website's 'My courses' section. At the top, the RISEBA logo is on the left, and navigation links 'Home', 'My courses' (circled in red), and 'Regulatory documents' are on the right. Below the header, the page title 'My courses | e.RISEBA' is shown. A breadcrumb trail reads 'Dashboard > Site pages > My courses'. The main content area, titled 'Course overview', features a search bar and filters. It contains a grid of six course cards, each with a thumbnail image, a title, and a subtitle. A red arrow points to the 'Demo_Civil and Environmental Protection' card. The right sidebar, titled 'Navigation', lists site pages and a list of courses under 'My courses'.

Course overview

All Search Sort by course name Card

Course cards:

- Constructions of Composition and Color Psychology ...
Audiovizuāla mediju māksla
- Creative Industries in Business and Management ...
Audiovizuāla mediju māksla
- Demo_Civil and Environmental Protection
Studiju kursu izstrāde
- Fundamentals of Audiovisual Editing (bakalaura, ...)
Audiovizuāla mediju māksla
- History and Theory of Art and Culture ...
Audiovizuāla mediju māksla
- Production of 360° Cinematic VR ...
Audiovizuāla mediju māksla

Navigation

- Dashboard
- Site home
- Site pages
 - My courses**
 - Site blogs
 - Site badges
 - Tags
- My courses
 - Fundamentals of Audiovisual Editing
 - Project Management 1
 - Creative Industries in Business and Management
 - Constructions of Composition and Color Psychology
 - History and Theory of Art and Culture
 - Production of 360° Cinematic VR
 - Demo_Civil and Environmental Protection

Course Page

- At the top of the course website, the programme and course title, credit value, name, contact information, and information about consultations must be indicated;
- Below, the prepared Course Description should be placed, which includes information about the course content, independent study tasks, assessments, literature, etc.;
- Further on the course page, prepared teaching materials, test tasks and other information necessary for students should be placed by topics or classes

Each type of resource or activity has its own icon. Some of them are shown below.

The screenshot shows the RISEBA course page for 'Demo_Civil and Environmental Protection'. The page layout includes a header with the RISEBA logo and navigation links (Home, My courses, Regulatory documents, EN). Below the header is a dark blue banner with the course title. The main content area is divided into two columns. The left column contains a 'General Information' section with details about the faculty, programme, study course, credit value, and contact information. Below this is a 'Table of contents' section with expandable sections for 'General Information', 'Concept of safety', and 'Environmental health and protection'. The right column contains a 'Search forums' section, an 'Upcoming events' section, and an 'Online users' section. A red arrow points to the 'Course description' link in the 'General Information' section.

RISEBA
UNIVERSITY OF APPLIED SCIENCES
Business | Arts | Technology

Faculty: Media and Creative Technologies
Bachelor Programme: Audiovisual Arts and Media Arts
Study Course: Civil and Environmental Protection
Credit value: 3 CP(ECTS)
Course Author and Lecturer:

Contact information:
Telephone: +371
E-mail: xxx@riseba.lv

[jaunumu forums](#)

[Course description](#)

Table of contents

General Information
Concept of safety
Environmental health and protection

Search forums

Search
Advanced search

Upcoming events

Self-assessment test clos...
Thursday, 9 October, 11:11
Go to calendar...

Online users

1 online user (last 5 minutes)
Demo Students

Concept of safety

Presentation
Link to external resources
Self-assessment test

Environmental health and protection

Study materials
Additional materials
Exam submission

Creating a course page

After logging in to e.RISEBA, you will have access to the methodological instructions [*Requirements for developing study courses in the MOODLE environment*](#) , where you will find the necessary information on creating a course page.

If you need support in creating a course page, consult with the [*Quality Administrators*](#).